











School Garden Planting Calendar

These plans are based on a Waikato school garden that is not cared for when school is closed December to January. Therefore we do not recommend growing plants like tomatoes and peppers. This is a general guide - variations will depend on your microclimates, local knowledge and what the kids want to grow!

SEED TRAY

DIRECT SOW SEEDS IN GARDEN



	TERM ONE			TERM TWO			TERM THREE		TERM FOUR			
	FEB	MAR	APR	MAY	JUN	JUL	AUG	SEP	OCT	NOV	DEC	
LETTUCE 	[Yellow bar spanning Feb to Nov]											
SPINACH SILVERBEET 	[Yellow bar spanning Feb to Sep]											
CABBAGE CAULIFLOWER BROCCOLI 	[Yellow bar spanning Mar to Sep]											
RADISHES CARROTS BEETROOT 	[Blue bar spanning Feb to Apr]							[Blue bar spanning Aug to Sep]				
DWARF BEANS 	[Blue bar in Feb]											
SNOW PEAS PEAS 						[Blue bar spanning Jul to Sep]						
POTATOES KUMARA CORN 									[Blue bar spanning Oct to Dec]			
PUMPKIN 									[Blue bar spanning Oct to Dec]			
ONIONS 			[Yellow bar spanning Apr to Aug]									
GARLIC 				[Blue bar spanning May to Jul]								